






Polar bear noses



Polar bear ear template



Polar bear ears

Polar Bear Favor Bag Template & Polar Bear Ear Template for headband

- Print one on card stock.
- Cut out ears and glue to sides of white lunch sack.
- Cut out noses and glue one to center of sack.
- Draw eyes with a black marker.
- Cut out ear template and trace two per headband on white felt. Cut out felt ears and hot glue around headband.